



FEATURE IMAGE (shown)
CONFIGURATION MA
47 LHF Manual Recliner
10 Armless Chair
09 Corner Curve
10 Armless Chair
46 RHF Manual Recliner



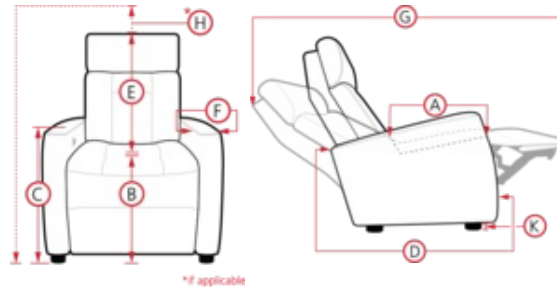
41029 PARKVILLE

The Parkville collection's sculptural silhouette was designed to marry style with classic comfort. The shapely, padded wing extends over the arm to increase the area of the soft, supportive back cushions -- perfect for lounging. The Parkville features a divided back cushion and all of its surfaces are padded, including the arm and the full chaise footrest. A power toggle switch or manual latch lets you operate the reclining function and change angles with ease. The Parkville collection will cradle your body for optimal comfort and its comfortable features will be hard to resist in any room designed for relaxing.

FEATURES

- Cover: All Palliser Fabrics, All Palliser Leathers
- Features: Double top stitching for a luxurious and tailored finish (on leather and select fabrics), Hidden plastic glides integrated into the base
- Frame Construction: The majority of Palliser frames are constructed from engineered wood products, hardwood or softwood; joints are pinned and glued for uniformity and strength.
- Cushions: Semi-attached back cushions feature a fibre filling, blown into channels to prevent shifting and provide pillow-soft comfort, Full, chaise-style seat cushions feature a high-resiliency, high density foam core with a polyester wrap
- Suspension: Back suspension features 100% premium elastic webbing to provide consistent comfort and support, Seat suspension features heavy gauge sinuous springs, engineered to provide premium comfort and endurance
- Mechanism Activation: Manual recline with pull latch, finished in an attractive gunmetal gray, Power recline with a two button power toggle switch

41029 PARKVILLE



PALLISER®
My Home, My Style, My Way™

A. Seat Depth: 19.7 in / 50.0 cm
C. Arm Height: 26.5 in / 67.4 cm
E. Seat Back Height: 22.8 in / 58.0 cm
G. Reclined Depth: 66.7 in / 169.4 cm

B. Seat Height: 19.0 in / 48.3 cm
D. Arm Depth: 33.2 in / 84.3 cm
F. Width of Arm: 12.0 in / 30.6 cm
H. Headrest Extension: N/A

Measurements displayed here represent the standard for this series. Some pieces may vary.



04 Ottoman
44 x 28 x 19"
112 x 72 x 49cm



09 Corner Curve
48 x 48 x 39"
122 x 122 x 100cm



10 Armless Chair
24 x 40 x 39"
61 x 101 x 100cm



30 Armless Manual Recliner
60 Armless Power Recliner
24 x 40 x 39"
61 x 101 x 100cm



51 Sofa Manual Recliner
61 Sofa Power Recliner
88 x 40 x 39"
224 x 101 x 100cm
IA: 65" / 165cm



53 Loveseat Manual Recliner
63 Loveseat Power Recline
66 x 40 x 39"
169 x 101 x 100cm
IA: 42" / 108cm



58 Console Loveseat Manual Reclin
68 Console Loveseat Power
77 x 40 x 39"
196 x 101 x 100cm



W0 Wedge w/Storage
17 x 40 x 35"
43 x 102 x 89cm



W1 Wedge 45 Degree w/Storage
37 x 38 x 35"
93 x 97 x 89cm



W2 Console w/Storage
13 x 40 x 35"
34 x 102 x 89cm



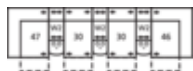
32 Rocker Manual Recliner
31 Wallhugger Power Recli
33 Swivel Rocker Manual R
35 Wallhugger Manual Recl
39 Rocker Power Recliner
39 x 40 x 39"
100 x 101 x 100cm
IA: 16" / 42cm



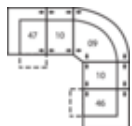
46 RHF Manual Recliner
47 LHF Manual Recliner
66 RHF Power Recliner
67 LHF Power Recliner
33 x 40 x 39"
85 x 101 x 100cm

POPULAR CONFIGURATIONS

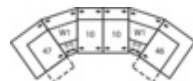
Note: Always assemble configurations from right hand facing to left hand facing. Dimensions are shown as width x depth.



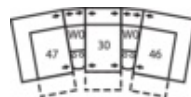
M1 4-Seat Console Separated Reclining



MA 5-Seat Curved Corner Large Reclining Sectional



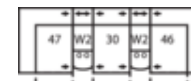
MW 4-Seat Wedge Separated Angled Reclining



MX 3-Seat Wedge Separated Angled Reclining

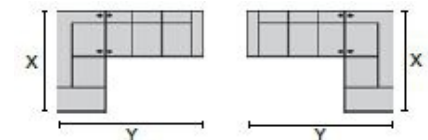


MY 4-Seat Wedge Separated Angled Reclining



MZ 3-Seat Console Separated Reclining

Dimensions are the same for reverse direction where applicable.



Specifications are correct at time of printing and are subject to change without notice.

LHF = left hand facing means the "end arm" is on the LEFT HAND SIDE of the upholstered piece when you are standing in front of the piece.

RHF = right hand facing means the "end arm" is on the RIGHT HAND SIDE of the upholstered piece when you are standing in front of the piece.

Actual measurements for each item may vary from what is shown here. Please allow up to a +/- 1 inch difference.