




ADJUSTABLE
HEADREST



STANDARD
PREMIUM FOAM



WIRELESS
CHARGING



LAPTOP TABLE

OPTIONS

Black LED Cup Holder
Stainless Steel Cup Holder
Antique Brass Cup Holder
Metal Table With Grommet
Black Table With Grommet
Grommet Only

FRAME

All Palliser frames are constructed from engineered wood products, hardwood or softwood; joints are pinned and glued for uniformity and strength.

SEATING COMFORT

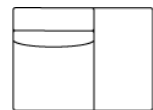
Attached seat cushions feature a high-resiliency, high density foam core with a polyester wrap
Tight back cushions with high-quality foam core in polyester wrap
Back Suspension: 100% premium elastic webbing to provide consistent comfort and support.
Seat Suspension: 100% premium elastic webbing, engineered to provide consistent comfort and endurance.

FUNCTION

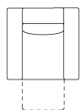
USB charging
Power recline with button switch
and USB Charging

COVERS

Leather
Fabric
Leather Like



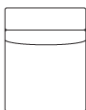
17 RHF Stationary Nest
18 LHF Stationary Nest
58 x 42 x 31"
148 x 107 x 79 cm



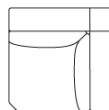
31 Wallhugger Power Recliner
w/ Power Headrest
43 x 42 x 31"
110 x 107 x 79 cm
IA: 25" / 64 cm



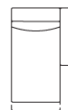
6H Armless Power Recliner
w/ Power Headrest
33 x 42 x 31"
84 x 107 x 79 cm



70 Armless Chair
33 x 42 x 31"
84 x 107 x 79 cm



9A Corner Square w Movable
HeadR
47 x 47 x 31"
120 x 120 x 79 cm



C3 RHF PWR Reclining
Chaise
C4 LHF PWR Reclining
Chaise
42 x 62 x 31"
107 x 158 x 79 cm



K3 Console with Storage
13 x 41 x 27"
34 x 103 x 68 cm



6P RHF Power Recliner w/
Power Headrest
7P LHF Power Recliner w/
Power Headrest
42 x 42 x 31"
107 x 107 x 79 cm

DIMENSIONS

Seat Depth: 23" / 58 cm
Seat Height: 18" / 46 cm
Arm Depth: 41" / 103 cm
Arm Height: 26" / 66 cm
Reclined Depth: 59" / 150 cm

Dimensions shown as Width x Depth x Height.

Dimensions are correct at the time of printing and are subject to change without notice. Actual measurements for each item may vary from what is shown here. Please allow up to a +/- 1 inch difference.
Availability may vary by region.