



OUTDOOR UPHOLSTERY | JACKSON

JACKSON

OUTDOOR UPHOLSTERY


JACKSON

seating



895-41 LF ONE ARM CHAISE
895-42 RF ONE ARM CHAISE

OUTDOOR UPHOLSTERY | JACKSON



MARINE GRADE WOOD
DRAIN-THROUGH TECHNOLOGY

Marine-grade wood framework coated in outdoor finishing material.
Non-slipcover design. Drain-through cushion technology.
Stainless steel hardware. Cast aluminum legs.

JACKSON

seating



895-01 LOUNGE CHAIR
OVERALL: W41 D46 H36 ARM H26
SEAT: W29 D28 H19



895-05 OTTOMAN
OVERALL: W30 D22 H20




895-02 LOVESEAT
OVERALL: W62 D46 H36 ARM H26
SEAT: W50 D28 H19



895-03 SOFA
OVERALL: W88 D46 H36 ARM H26
SEAT: W75 D28 H19

OUTDOOR UPHOLSTERY | JACKSON

Marine-grade wood framework coated in outdoor finishing material.
Non-slipcover design. Drain-through cushion technology.
Stainless steel hardware. Cast aluminum legs.



MARINE GRADE WOOD
DRAIN-THROUGH TECHNOLOGY

JACKSON

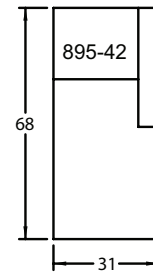
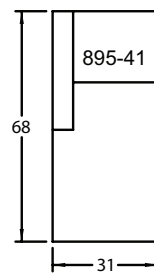
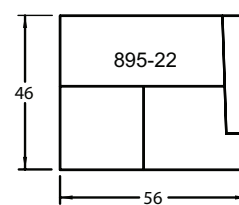
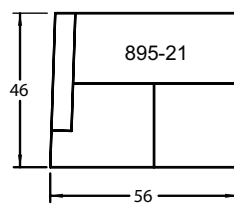
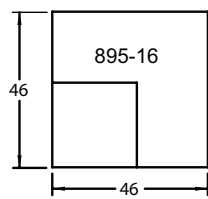
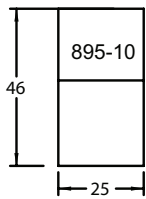
sectional seating



- 895-22 RF ONE ARM LOVESEAT
- 895-10 ARMLESS CHAIR
- 895-16 CORNER CHAIR
- 895-21 LF ONE ARM LOVESEAT

CONNECTOR HARDWARE INCLUDED

PLAN VIEW SKETCHES



JACKSON

sectional seating



895-10 ARMLESS CHAIR
 OVERALL: W25 D46 H36
 SEAT: W25 D28 H19
 Not intended as stand-alone items.



895-16 CORNER CHAIR
 OVERALL: W46 D46 H36
 SEAT: W28 D28 H19
 Not intended as stand-alone items.



895-21 LF ONE ARM LOVESEAT
 OVERALL: W56 D46 H36 ARM H26
 SEAT: W50 D28 H19
 Not intended as stand-alone items.



895-22 RF ONE ARM LOVESEAT
 W56 D46 H36 ARM H26
 SEAT: W50 D28 H19
 Not intended as stand-alone items.



895-41 LF ONE ARM CHAISE
 OVERALL: W31 D68 H36 ARM H26
 SEAT: W31 D50 H19


NOTE: ONE ARM CHAISES
 Can be paired with other sectional pieces
 or used as stand-alone pieces.



895-42 RF ONE ARM CHAISE
 OVERALL: W31 D68 H36 ARM H26
 SEAT: W31 D50 H19

OUTDOOR UPHOLSTERY | JACKSON

Marine-grade wood framework coated in outdoor finishing material.
 Non-slipcover design. Drain-through cushion technology.
 Stainless steel hardware. Cast aluminum legs.



MARINE GRADE WOOD
 DRAIN-THROUGH TECHNOLOGY