



■ Vers. 009



■ Vers. 018+049



■ Vers. 018+032+073

SCHEMATICS

68-85cm / 27-33"

43cm / 17"

018/019

68-85cm / 27-33"

108cm / 43"

231cm / 91"

009

68-85cm / 27-33"

108cm / 43"

212cm / 83"

088

68-85cm / 27-33"

108cm / 43"

191cm / 75"

005

68-85cm / 27-33"

108cm / 43"

205cm / 81"

018/019

68-85cm / 27-33"

108cm / 43"

186cm / 73"

216/217

68-85cm / 27-33"

108cm / 43"

165cm / 65"

016/017

68-85cm / 27-33"

106cm / 42"

047/049

68-85cm / 27-33"

108cm / 43"

130cm / 51"

072/073

68-85cm / 27-33"

108cm / 43"

129cm / 51"

032/033

68-85cm / 27-33"

43cm / 17"

100

68-85cm / 27-33"

64cm / 25"

84cm / 33"

100

COMPOSITION EXAMPLES

259cm / 102"

313cm / 123"

018+032+073

294cm / 116"

273cm / 107"







(16+32+17)

271cm / 107"

170cm / 67"

(16+49)

TECHNICAL INFORMATION

	COVERING	Leather <input checked="" type="checkbox"/>				
	LEGS	Wood <input checked="" type="checkbox"/>	Metal <input type="checkbox"/>	Plastic <input type="checkbox"/>	Castors <input type="checkbox"/>	Upholstered <input type="checkbox"/>
	FILLING	Arms <input type="checkbox"/> Fiber <input type="checkbox"/> Foam <input type="checkbox"/> Feather/Fiber Mix <input type="checkbox"/> Feather	Seat cushion <input type="checkbox"/> Fiber <input type="checkbox"/> Foam <input type="checkbox"/> Feather/Fiber Mix <input type="checkbox"/> Feather	Back cushion <input type="checkbox"/> Fiber <input type="checkbox"/> Foam <input type="checkbox"/> Feather/Fiber Mix <input type="checkbox"/> Feather		
	COMFORT	Standard Comfort <input checked="" type="checkbox"/>	Firm Comfort <input type="checkbox"/>			
	FUNCTION	Bed <input type="checkbox"/>	Electric motion <input type="checkbox"/>	Motion <input type="checkbox"/>	Recliner <input type="checkbox"/>	Sliding <input type="checkbox"/>
	OPTIONS	Nails <input type="checkbox"/>	Removable <input type="checkbox"/>	Contrast Stitching <input type="checkbox"/>		

NOTES

- Contrast stitching is available only with certain covers and option is managed directly in NARES.
- The model has manual adjustable headrest.
- Tight Seat Cushion (the seat cushions of the models are fixed to the frame)
- Tight Back Cushion (the back cushions of the models are fixed to the frame)
- No Leather Side (the sectional pieces have the side covered with lining and not leather)
- Wood Frame
- Without Feet Assembled (the feet will be in a bag inside the package)
- Plastic Wrap (the model will be wrapped in a plastic bag)
- Feet available in wood finishings 09 (Walnut) / 18 (Wengè)

NOTES
