



41098 DURANT

The Durant features a triple bolster back, which provides comfort and style. Feel the extra support and comfort of the full chaise seating for ultimate relaxation. Delivering extreme comfort with super soft blown fiber back cushions and pillow-top arms, this collection is all about coziness and it provides the perfect spot to nestle into. The reclining function of the Durant is easily controlled with an outside handle for manual or a power toggle switch for custom relaxation. Feel content and put your feet up with this transitional style - the perfect addition to any family room that demands high functioning comfort.

FEATURES

- Cover: All Palliser Fabrics, All Palliser Leathers
- Frame Construction: The majority of Palliser frames are constructed from engineered wood products, hardwood or softwood; joints are pinned and glued for uniformity and strength.
- Cushions: Semi-attached back cushions feature a fibre filling, blown into channels to prevent shifting and provide pillow-soft comfort, Full, chaise-style seat cushions feature a high-resiliency, high density foam core with a polyester wrap
- Suspension: Back suspension features sinuous springs to provide premium comfort and support, Seat suspension features heavy gauge sinuous springs, engineered to provide premium comfort and endurance
- Mechanism Activation: Manual recline with self-covered outside handle, Power recline with a two button power toggle switch
- Features: Hidden plastic glides integrated into the base



41098 DURANT



PALLISER®
My Home, My Style, My Way™

- | | |
|--|----------------------------|
| A. Seat Depth: N/A | B. Seat Height: N/A |
| C. Arm Height: N/A | D. Arm Depth: N/A |
| E. Seat Back Height: N/A | F. Width of Arm: N/A |
| G. Reclined Depth: 68.8 in / 174.82 cm | H. Headrest Extension: N/A |

Measurements displayed here represent the standard for this series. Some pieces may vary.



03 Loveseat
66 x 39 x 40"
168 x 100 x 102cm
IA: 42" / 107cm



04 Home Theater Ottoman
44 x 28 x 19"
112 x 72 x 49cm



09 Corner Curve
47 x 47 x 40"
120 x 120 x 102cm



10 Armless Chair
23 x 39 x 40"
59 x 100 x 102cm



22 Sofabed, Queen, 3
Cushion
90 x 39 x 40"
229 x 100 x 102cm



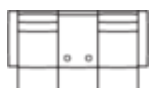
26 LHF Sofabed 54"
27 RHF Sofabed 54"
72 x 39 x 40"
183 x 100 x 102cm



30 Armless Recliner
60 Power Armless Recliner
23 x 39 x 40"
59 x 100 x 102cm



51 Sofa Recliner
61 Power Sofa Recliner
88 x 39 x 40"
223 x 100 x 102cm
IA: 64" / 163cm



52 Sofa Recliner, Drop
Table
62 Power Sofa Recliner, Dr
88 x 39 x 40"
223 x 100 x 102cm
IA: 64" / 163cm



53 Loveseat Recliner
63 Loveseat Recliner Powe
66 x 39 x 40"
167 x 100 x 102cm
IA: 42" / 107cm



58 Loveseat Console
68 Loveseat Console Pwr
79 x 39 x 40"
200 x 100 x 102cm



A0 11 Degree Storage
Wedge
17 x 39 x 36"
44 x 100 x 91cm



A1 45 Degree Storage
Wedge
36 x 37 x 36"
92 x 94 x 91cm



A2 Storage Console
13 x 39 x 36"
34 x 100 x 91cm



32 Rocker Recliner Chair
31 Wallhugger Recliner Pw
33 Swivel Rocker Recliner
35 Wallhugger Recliner Ch
39 Power Rocker Recliner
42 x 39 x 40"
106 x 100 x 102cm
IA: 18" / 46cm



46 RHF Recliner Chair
47 LHF Recliner Chair
66 RHF Power Recliner
67 LHF Power Recliner
33 x 39 x 40"
84 x 100 x 102cm

Dimensions are the same for reverse direction where applicable.

POPULAR CONFIGURATIONS

Note: Always assemble configurations from right hand facing to left hand facing. Dimensions are shown as width x depth.



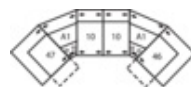
MA SECTIONAL-
47/10/09/10/46
105 x 105"
267 x 267 cm



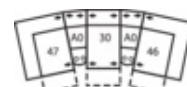
MB SECTIONAL-
47/10/09/27
102 x 122"
260 x 310 cm



MD SECTIONAL-
47/A2/30/09/27
115 x 122"
293 x 310 cm



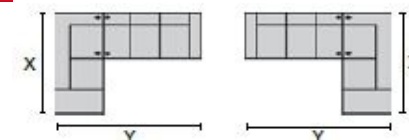
ME SECTIONAL-
47/A1/10/10/A1/46
164 x 75"
417 x 191 cm



MF SECTIONAL-
47/A0/30/A0/46
122 x 71"
310 x 181 cm



MG SECTIONAL-
47/A0/30/A0/30/A0/46
161 x 75"
409 x 191 cm



Specifications are correct at time of printing and are subject to change without notice.
LHF = left hand facing means the "end arm" is on the LEFT HAND SIDE of the upholstered piece when you are standing in front of the piece.
RHF = right hand facing means the "end arm" is on the RIGHT HAND SIDE of the upholstered piece when you are standing in front of the piece.
Actual measurements for each item may vary from what is shown here.
Please allow up to a +/- 1 inch difference.