



■ Vers. 009

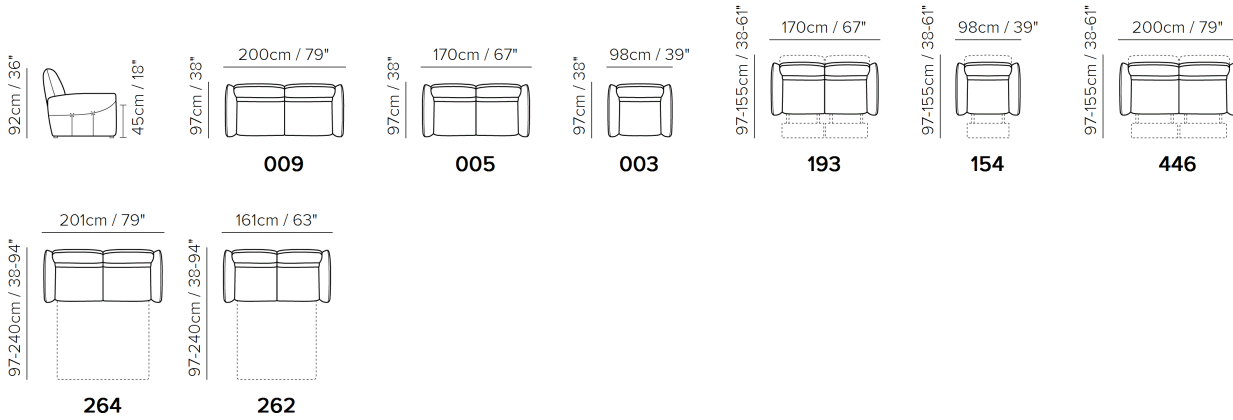


■ Vers. 264









■ Vers. 154

**SCHEMATICS**



TECHNICAL INFORMATION

	<b>COVERING</b>	Leather <input checked="" type="checkbox"/>					
	<b>LEGS</b>	Wood <input type="checkbox"/>	Metal <input type="checkbox"/>	Plastic <input type="checkbox"/>	Castors <input type="checkbox"/>	Upholstered <input type="checkbox"/>	
	<b>FILLING</b>	Arms	<input type="checkbox"/> Fiber <input checked="" type="checkbox"/> Foam <input type="checkbox"/> Feather/Fiber Mix <input type="checkbox"/> Feather	Seat cushion	<input type="checkbox"/> Fiber <input checked="" type="checkbox"/> Foam <input type="checkbox"/> Feather/Fiber Mix <input type="checkbox"/> Feather	Back cushion	<input type="checkbox"/> Fiber <input checked="" type="checkbox"/> Foam <input type="checkbox"/> Feather/Fiber Mix <input type="checkbox"/> Feather
	<b>COMFORT</b>	Standard Comfort <input checked="" type="checkbox"/>		Firm Comfort <input type="checkbox"/>			
	<b>FUNCTION</b>	Bed <input checked="" type="checkbox"/>	Electric motion <input checked="" type="checkbox"/>	Motion <input checked="" type="checkbox"/>	Recliner <input checked="" type="checkbox"/>	Sliding <input type="checkbox"/>	
	<b>OPTIONS</b>	Nails <input type="checkbox"/>	Removable <input type="checkbox"/>	Contrast Stitching <input type="checkbox"/>			

BED MECHANISM & MATTRESS

MECHANISM		MATTRESS		
VERSIONS	TYPE	VERSIONS	TYPE	DIMENSIONS
				W L H
262	Transformable electro-welded - Double folding	262	GREENPLUS	100 190 12
264	Transformable electro-welded - Double folding	264	GREENPLUS	140 193 12

**Transformable electro-welded GREENPLUS**

The back cushion remains fixed at the head, creating a comfortable support.  
GREENPLUS mattress is a patented, innovative product. It is ecological, made up of microporous elastomers. It has a great adaptation capacity to the various body pressure which gives big support to the spine. It is antibacterial and no-allergic.

NOTES

- Model is available with contrast welt (or another detail such as a band under arm cushion) to be entered as second covering
- The model has internal soft touch buttons on the seat to activate the mechanism.
- Tight Seat Cushion (the seat cushions of the models are fixed to the frame)
- Tight Back Cushion (the back cushions of the models are fixed to the frame)
- Wood Frame
- With Feet Assembled (the model will be loaded with feet already mounted on the sofa)
- Plastic Wrap (the model will be wrapped in a plastic bag)
- Feet height 3,0 cm

NOTES

---