



■ Vers. 216+379

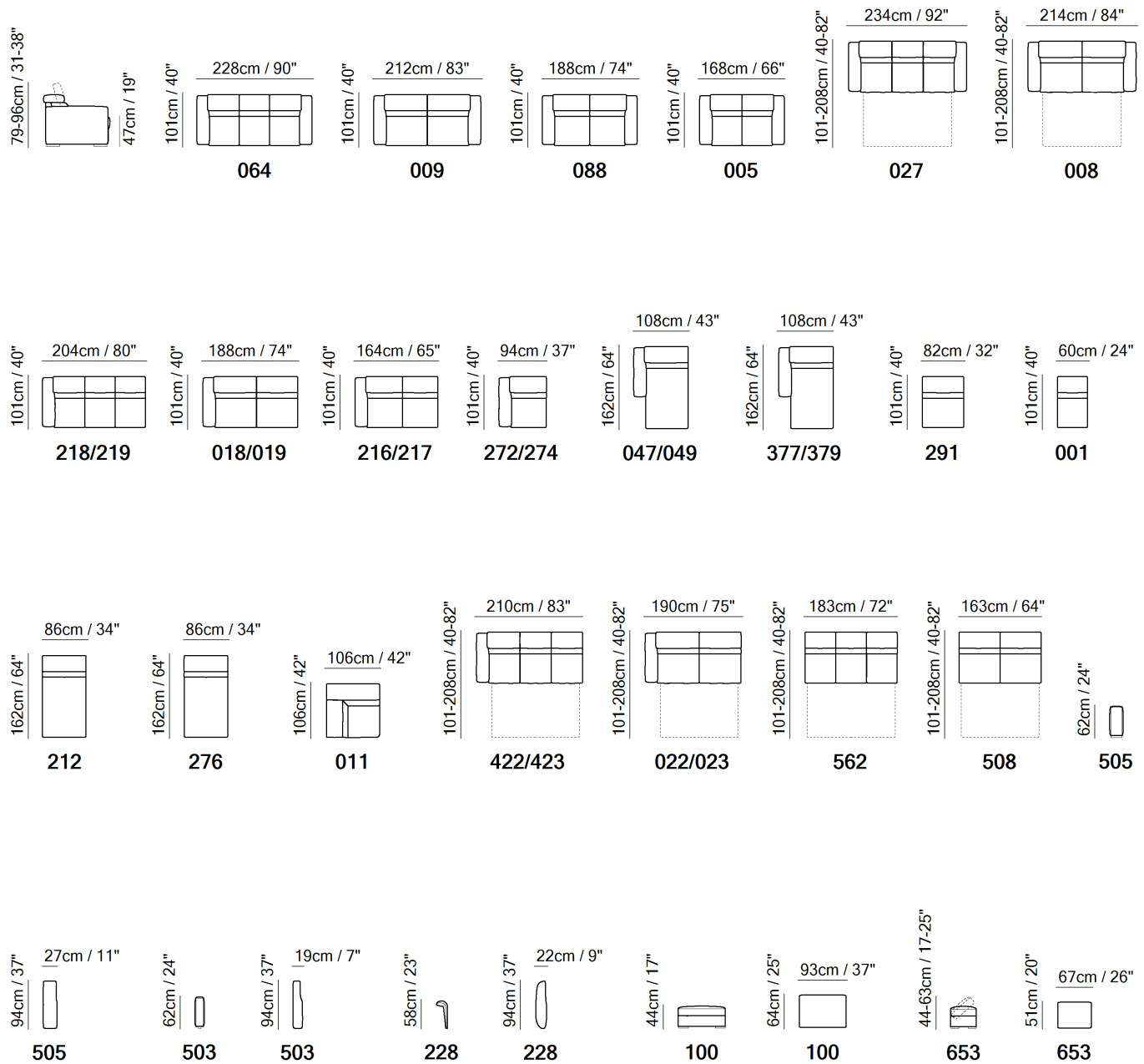


■ Vers. 216+379

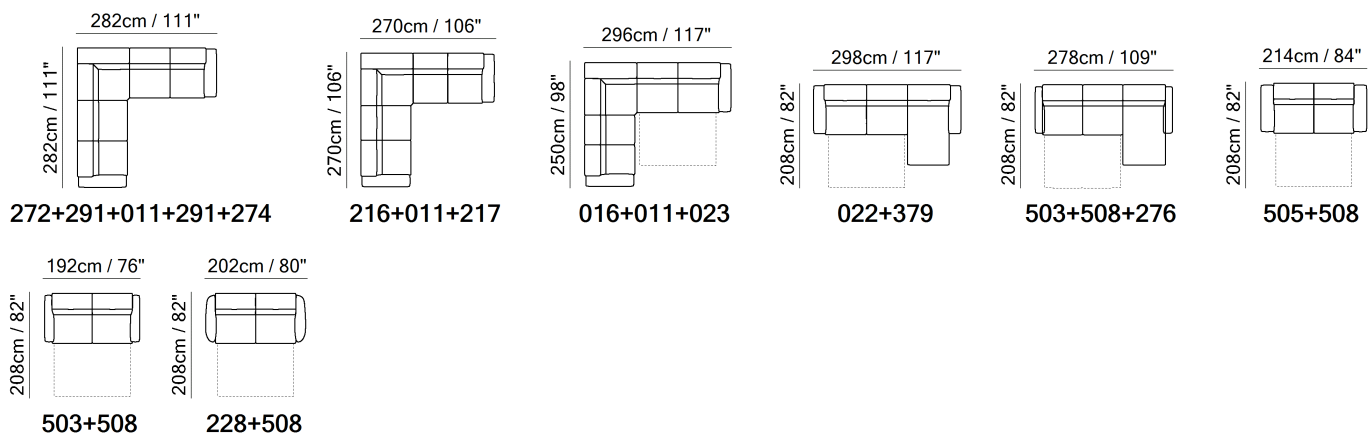


■ Vers. 216+379







SCHEMATICS



COMPOSITION EXAMPLES



TECHNICAL INFORMATION

	COVERING	Leather <input checked="" type="checkbox"/>	Soft Cover <input checked="" type="checkbox"/>			
	FILLING	Arms <input type="checkbox"/> Fiber <input checked="" type="checkbox"/> Foam <input type="checkbox"/> Feather/Fiber Mix <input type="checkbox"/> Feather	Seat cushion <input type="checkbox"/> Fiber <input checked="" type="checkbox"/> Foam <input type="checkbox"/> Feather/Fiber Mix <input type="checkbox"/> Feather		Back cushion <input type="checkbox"/> Fiber <input checked="" type="checkbox"/> Foam <input type="checkbox"/> Feather/Fiber Mix <input type="checkbox"/> Feather	
	COMFORT	Standard Comfort <input checked="" type="checkbox"/>	Firm Comfort <input type="checkbox"/>			
	FUNCTION	Bed <input checked="" type="checkbox"/>	Electric motion <input type="checkbox"/>	Motion <input type="checkbox"/>	Recliner <input type="checkbox"/>	Sliding <input type="checkbox"/>
	VISUAL APPEARANCE*	Low <input checked="" type="checkbox"/>	Medium <input type="checkbox"/>	High <input type="checkbox"/>		
	LEGS	Wood <input checked="" type="checkbox"/>	Metal <input type="checkbox"/>	Plastic <input type="checkbox"/>	Castors <input type="checkbox"/>	Upholstered <input type="checkbox"/>

VISUAL APPEARANCE

The product may reveal various wrinkles due to the combination of Elasticity of the covering, characteristics of the interior construction and the design of the product.

 Low

 Medium

 High

Products with Visual Appearance listed as High or Medium would require higher degree of care, where seats and back cushions may require fluffing and plumping more often than Products with Visual Appearance listed as Low.

BED MECHANISM & MATTRESS

MECHANISM		MATTRESS				
VERSIONS	TYPE	VERSIONS	TYPE	DIMENSIONS		
				W	L	H
008,022,023,508	Ready-Bed electro-welded - Double folding	008,022,023,508	Polyurethane foam	140	190	13
027,422,423,562	Ready-Bed electro-welded - Double folding	027,422,423,562	Polyurethane foam	160	190	13

Ready-Bed electro-welded The back cushion goes under the bed mechanism.

NOTES

- Available in leather (TG only) or fabric.
- Contrast stitching is available only with certain covers and option is managed directly in NARES.
- For technical reasons, versions that provide fixed wide arm (stationary, sofabed and chaise) can be combined only with versions: 218/219, 018/019, 216/217, 272/274, 047/049, 377/379, 292, 001, 011, 422/423, 022/023 as well as versions that provide the choice of the arm can be combined only among them: 562, 508, 212, 276, 228, 503, 505.
- All versions, except 011, have adjustable headrests in multiple positions.
- EMEA ONLY - Versions 508 and 562 are available with the lift lever option to be selected during the order entry phase with an upcharge available for all pricelists. By selecting the lift lever option, the metal legs of the bed mesh are replaced by small wheels.
- The levers are positioned on both sides: when you pull them forward two wheels under the lever lower and lift the front part of the sofabed to easily move it.

NOTES

- EMEA ONLY - Armless 3-seater sofas versions 508 (with double bed) and version 562 (with large double bed) can be ordered with new arm options:
 - 503 couple of square arms (right + left arms)
 - 505 couple of large square arms (right + left arms)
 - 228 couple of curved arms (right + left arms)
 Can be assembled only with versions 562-508-212-276
- Chaise longue dimensions without arms:
 - 212+503 (arm set) = 115 cm / 45,27"
 - 212+228 (arm set) = 125 cm / 49,21"
 - 212+505 (arm set) = 137 cm / 53,93"
- Seat cushion zippered (the seat cushion is attached to the frame through a zipper)
- Tight Back Cushion (the back cushions of the models are fixed to the frame)
- No Leather Side (the sectional pieces have the side covered with lining and not leather)
- Internal wooden frame.
- Packaging: plastic wrap for stationary versions and cardboard box for sofabed versions.
- Feet available in wood finishings 09 (Walnut) / 18 (Wengè)
- Feet height 4,0 cm