



■ Vers. 064

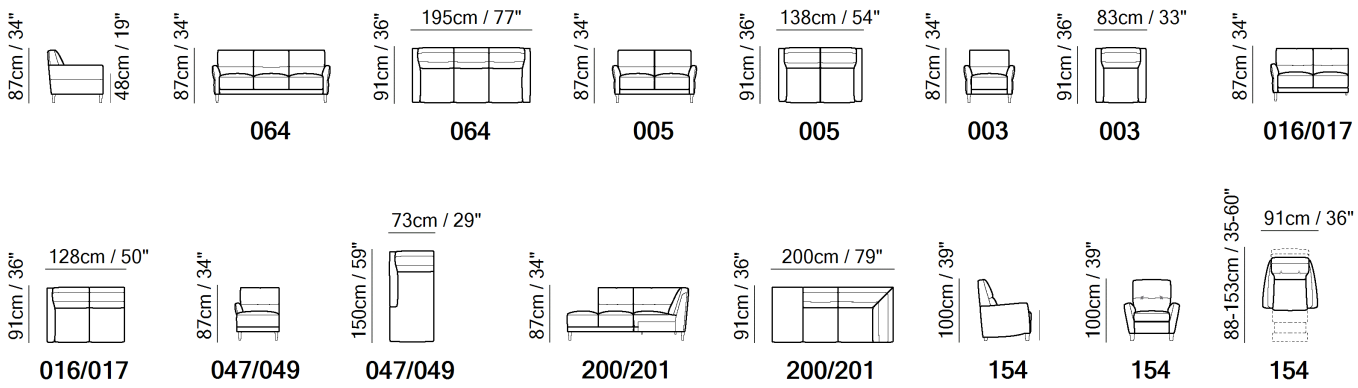


■ Vers. 200+017

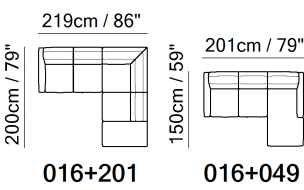


■ Vers. 016+049






SCHEMATICS



COMPOSITION EXAMPLES



TECHNICAL INFORMATION

|  |          |  |  |  |   |  |
|--|----------|--|--|--|---|--|
|  | COVERING | Leather<br><input checked="" type="checkbox"/>   | Soft Cover<br><input checked="" type="checkbox"/>  |  |   |  |
|  | FILLING  | Arms<br><input type="checkbox"/> Fiber<br><input checked="" type="checkbox"/> Foam<br><input type="checkbox"/> Feather/Fiber Mix<br><input type="checkbox"/> Feather | Seat cushion<br><input type="checkbox"/> Fiber<br><input checked="" type="checkbox"/> Foam<br><input type="checkbox"/> Feather/Fiber Mix<br><input type="checkbox"/> Feather | Back cushion<br><input type="checkbox"/> Fiber<br><input checked="" type="checkbox"/> Foam<br><input type="checkbox"/> Feather/Fiber Mix<br><input type="checkbox"/> Feather |   |  |
|  | COMFORT  | Standard Comfort<br><input checked="" type="checkbox"/>  | Firm Comfort<br><input type="checkbox"/>   |  |   |  |
|  | FUNCTION | Bed<br><input type="checkbox"/>  | Electric motion<br><input checked="" type="checkbox"/>   | Motion<br><input type="checkbox"/>   | Recliner<br><input checked="" type="checkbox"/> | Sliding<br><input type="checkbox"/>            |
|  | LEGS     | Castors<br><input type="checkbox"/>  | Upholstered<br><input type="checkbox"/>  | Wood<br><input type="checkbox"/>   | Metal<br><input type="checkbox"/>               | Plastic<br><input checked="" type="checkbox"/> |

NOTES

- Tight Seat Cushion (the seat cushions of the models are fixed to the frame)
- Tight Back Cushion (the back cushions of the models are fixed to the frame)
- Internal wooden frame.
- Feet will be in a bag inside the package and requires assembling.
- The model will be wrapped in a plastic bag.
- The leg is plastic with finishing 18 (wengè wood effect)

NOTES

---