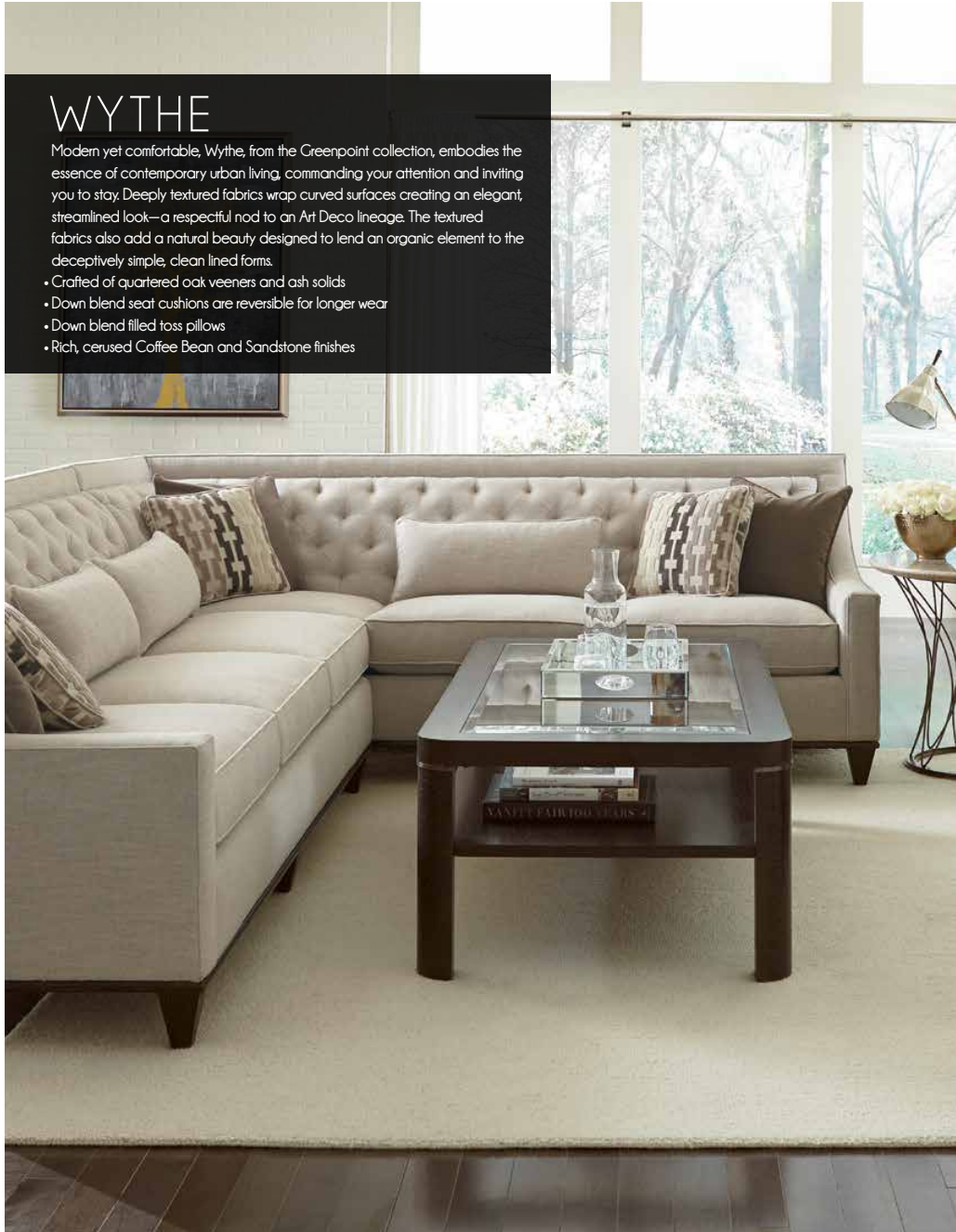


WYTHE

Modern yet comfortable, Wythe, from the Greenpoint collection, embodies the essence of contemporary urban living, commanding your attention and inviting you to stay. Deeply textured fabrics wrap curved surfaces creating an elegant, streamlined look—a respectful nod to an Art Deco lineage. The textured fabrics also add a natural beauty designed to lend an organic element to the deceptively simple, clean lined forms.

- Crafted of quartered oak veneers and ash solids
- Down blend seat cushions are reversible for longer wear
- Down blend filled toss pillows
- Rich, cerused Coffee Bean and Sandstone finishes



WYTHE



Wing Chair
514519-5001AA
25.75W x 29D x 40H



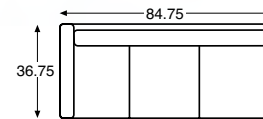
Accent Chair
514514-5001AB
33W x 33.5D x 28H



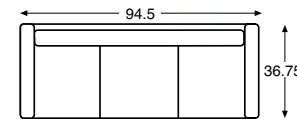
Track Arm Sofa
514501-5001AB
96.25W x 38D x 28H



Wythe 2-pc Sectional 514509-5001S2



LAF Sofa
514509-5001AA
84.75W x 36.75D x 36H



RAF Corner Sofa
514511-5001AA
94.5W x 36.75D x 36H